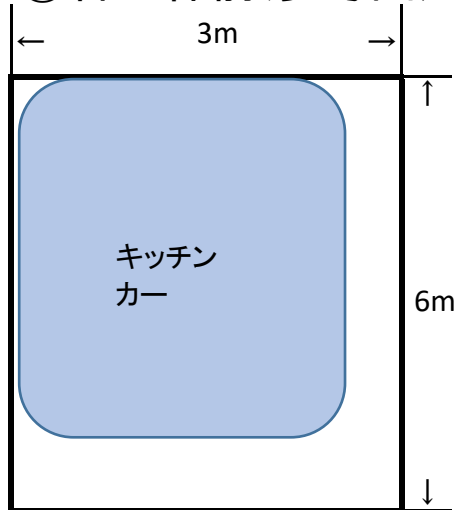


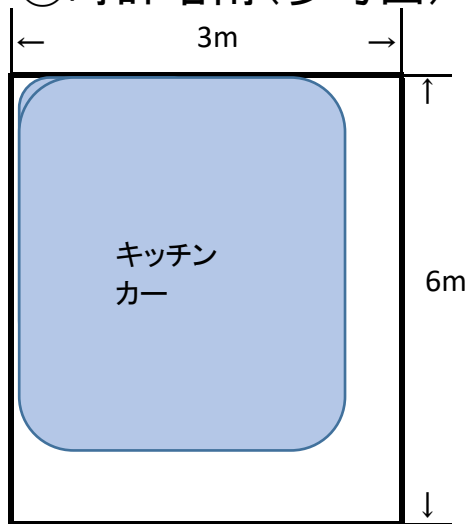
①管理棟前(参考図)



$$W: 3\text{m} \times D: 6\text{m} = 18\text{m}^2$$

H : 2m50cm

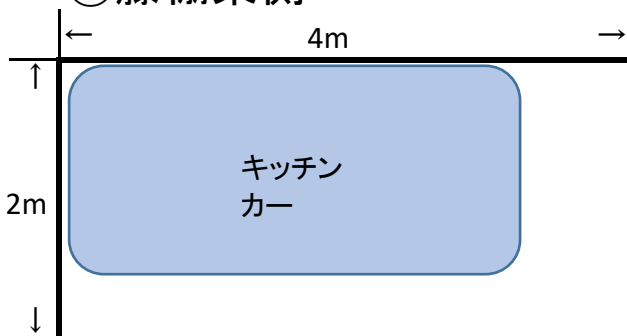
②時計塔南(参考図)



$$W: 3\text{m} \times D: 6\text{m} = 18\text{m}^2$$

H : 2m50cm

③藤棚東側



$$W: 2\text{m} \times D: 4\text{m} = 8\text{m}^2$$

H : 2m

合計 44m²